









◀ 40 ▶	INDUCTION 3200 W								CE	GERMAN TECHNOLOGY
			x	1	x	3	x			



### Glass

- > KeraPro-Glass with light grey colored printings
- > C edges
- > Size (WxD) : 400 x 520 mm, R=5

### Control

- > Slider Touch Control with direct access to 15 levels (0-9 + defrosting ≈42°C + keep warm ≈70°C + simmering water ≈94°C + booster + super-booster)
- > Dynamic LED power display
- > Timer, egg timer
- > Locking touch
- > Stop & Go

### Cooking zones

	Ø Zone	Ø coil	"g"*	Boosters*
Wok	314 mm	WOK	2000 W	2500/3200 W

\* With induction technology, the absorbed power can vary with the size and the quality of the pots.

### Installation

- > Electrical network 220-240 V ~ , 50/60 Hz
- > Casing (LxD) : 370 x 470 mm – appliance's height: 121mm + 6mm glass
- > Adapted for flushline installation (easy after-sales thanks to access from the back)
- > Installation guide, sealing gasket and power cord included. Missing translations have to be provided by the customer.

### Security

- > Auto-Power (heating area and delivered power adapt themselves to the pot)
- > Auto-Stop (in case of inadvertent start, long absence, overflow, over-temperature)
- > Residual heat indicator
- > Protection against wrong electrical connection (400V overvoltage)

### Eco-design

- > Standby consumption < 0,5W
- > 100% recyclable packaging
- > Reduced transportation costs: 18 appliances a pallet